

# Aging effects of membranes during electro-chemical cycling

Tomas Klicpera, Wei Zhang, Michael Schuster, Oliver Brusdeilins

FuMA-Tech GmbH



- **Introduction of Fumatech as part of BWT**
- **Selection of membranes for water electrolysis: good and poor candidates**
- **Screening tools**
- **Conclusion**

## Brands



## Brands



- **fumion<sup>®</sup>**
- **fumapem<sup>®</sup>**
- **fumasep<sup>®</sup>**
- **fumados<sup>®</sup>**
- **fumatech<sup>®</sup>**

# BWT established products

For You and Planet Blue.



## Reverse Osmosis Systems



## Filter Cartridges



## AQA Filters



B-SAFE Shower Filter

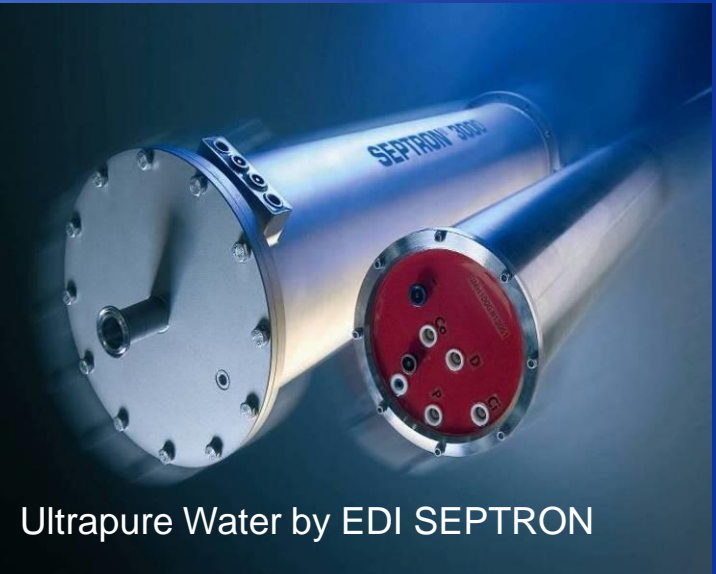


Stack for Electrodes



fumasep® aseptic reverse osmosis system

## Point-of-use Filter



Ultrapure Water by EDI SEPTRON

## fumatech®

- Aseptic membrane technology (RO, NF, UF)
  - Product water production for beverage industries
  - Product separation for food & life science industries
  - Sterile filtration
- Multi-chamber membrane electrolysis
- On-site generation of disinfection chemicals (HOCl)
- Electrodialysis
- Electrodialysis with bipolar membranes
- Acid dialysis

## fumados®

- Dendrimer type polyacrylate based scale inhibitors



## fumasep®

- Ion-exchange membranes
  - Micro-heterogeneous anion- and cation exchange membranes
  - IEx-membranes for electrodialysis and donnan dialysis
  - Bipolar membranes
  - Oxidation stable and chlorine tolerant anion-exchange membranes
  - Membranes for capacitive electrodeionisation
  - Membranes for RED energy production
  - Membranes for sea water desalination
- Perfluorinated membranes for electrolysis
- Membrane humidifiers
- Flat sheet membranes for ERV applications

## Redox-Flow-Batteries

FAP-membranes

F-930-rfd

Hybrid membranes

AEM (50-75 °C)

FAA-3

## Alk. Water electrolysis

FAAM-75-rf

FAAM-15

LTPEM (50-90 °C)

F-940-rfs

SPS-membranes



## PEM-water electrolysis

Membranes: F-9100rf,

F-9120rf, F-9180rf

CCM: fumea EF-10

MTPEM (90-120 °C)

FS-720-rfs

Composit membranes

Humidification membrane

HTPEM (150-180 °C)

A-membrane

DMFC (50-80 °C)

F-1850

E-730

# Membrane and CCM for PEMWE and measures for estimation of their durability



- 1) **Low resistance: what is optimal EW and thickness?**
- 2) **High mechanical durability: reinforcement yes or not?**
- 3) **High chemical durability: Addition of other substances than PFSA necessary?**
- 4) **Low Hydrogen permeation: Addition of Pt to Anode necessary?**
- 5) **Easy coatability and assembly into cell: a lot depending on CCM-production procedure and cell's design**
- 6) **Reasonable price: a limited CO<sub>2</sub>-footprint of PFSA material and Pt/Ir production is given = given price even for large volumes**
- 7) **Durability: what kind of protocol and what does it reflect?**

## Ex-situ and in-situ characterisation:

Conductivity, break-in period

Performance

Hydrogen permeation at various T, p

Estimation of F-ion release

## Ex-situ and in-situ accelerated stress protocols:

Ex-situ: Pressure cycling (simulated by He/N<sub>2</sub>)

In-situ: Load cycling = how the profile should look like in order to observe membrane-related and catalyst-related impact?

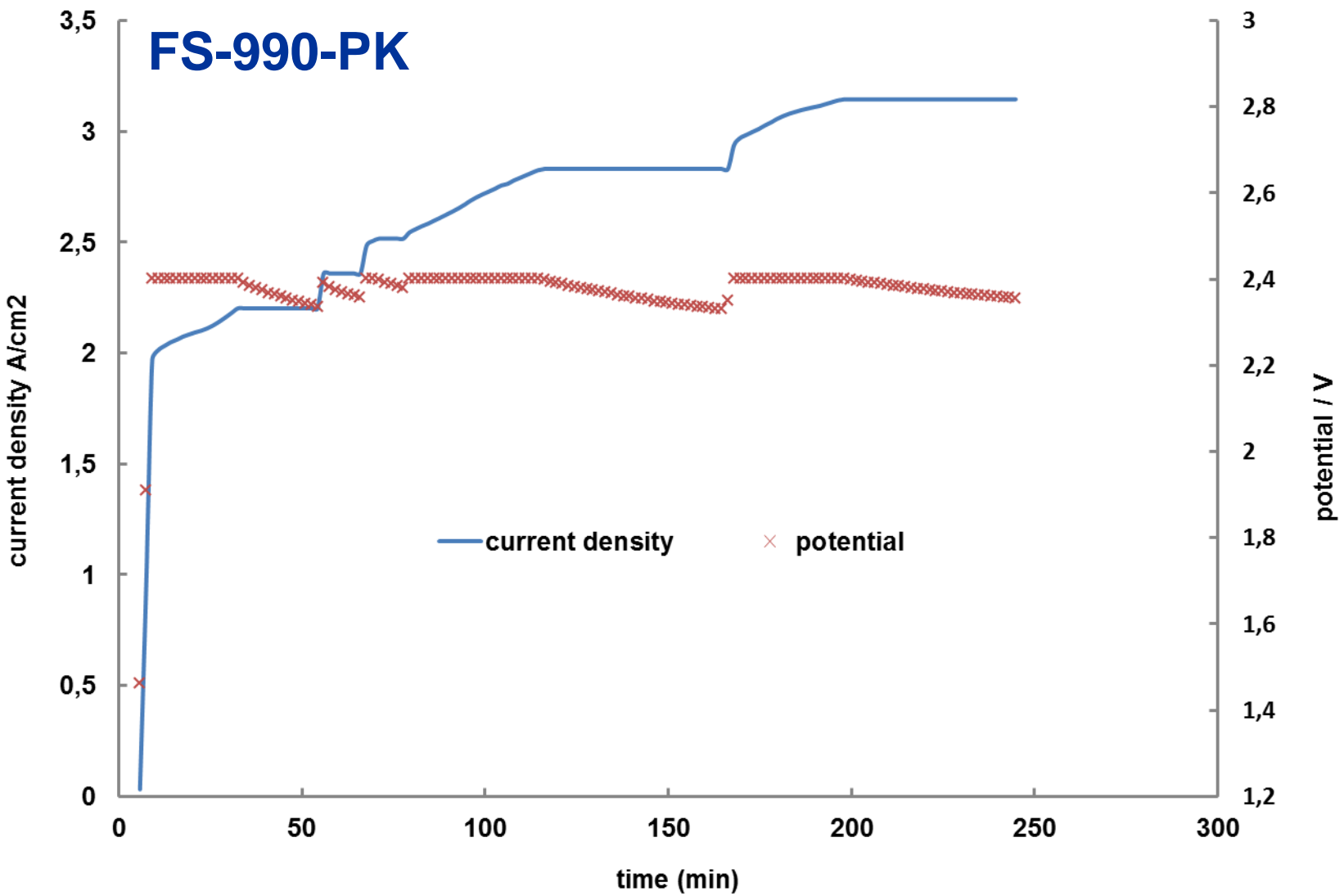
# Typical performance of WE membranes

For You and Planet Blue.

Membrane	Resistance / mOhm.cm <sup>2</sup>	Thickness / μm	Dim. Swelling / %	U @ 2 A/cm <sup>2</sup> @ 80 °C
F-1075-PK	90	70-75	< 1	1,74 V
F-10100-PK	125	95-100	< 2	1,80 V
F-10120-PK	155	115-120	< 2	1,85 V
F-10140-PF	190	135-140	< 3	1,90 V
F-10180-PTFE	240	170-175	< 5	2,05 V
FS-990PK	85	90-95	< 5	1,71 V

# A good example: Break-in Procedure SSC-PFSA

For You and Planet Blue.

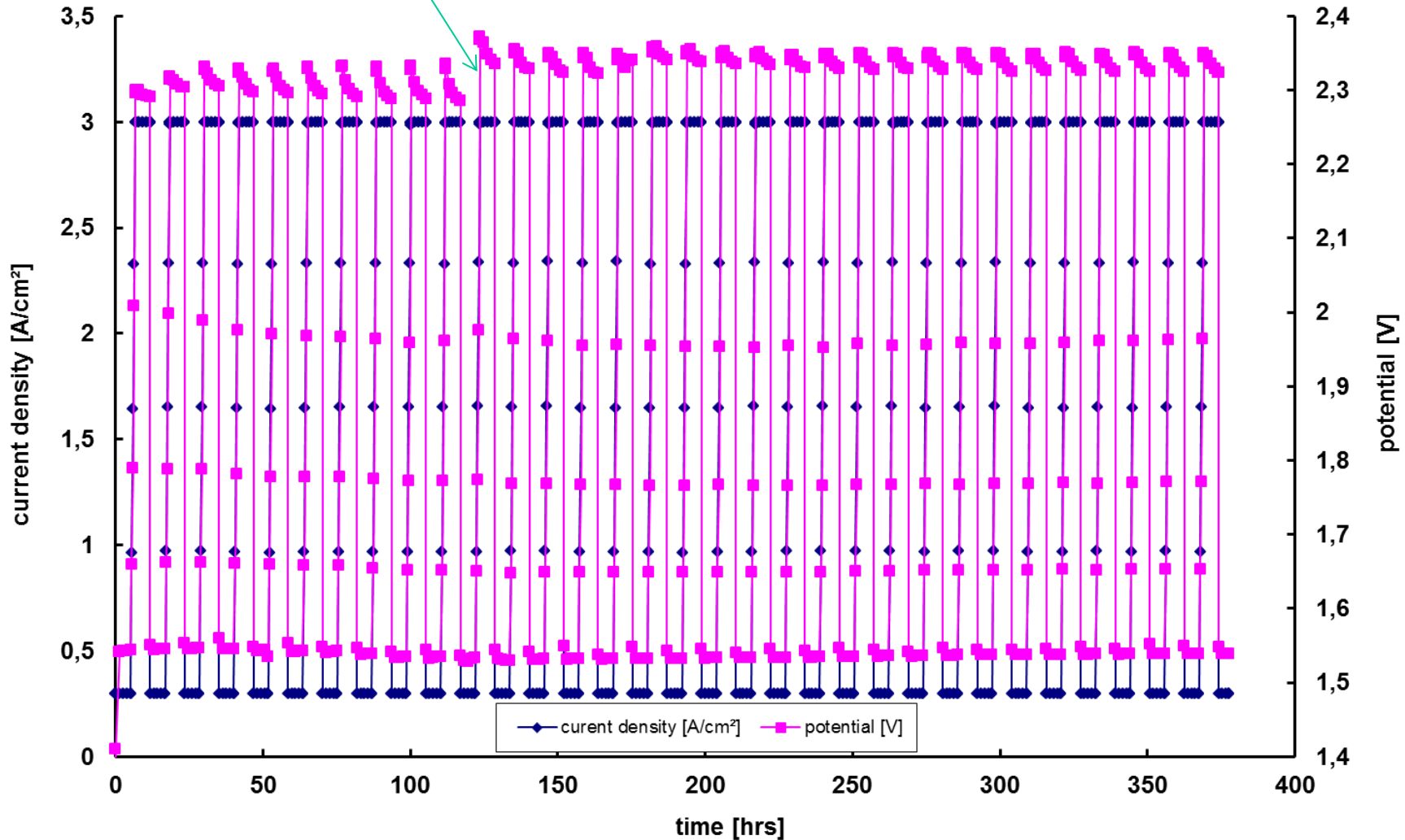


**Break-in period: within 1 hr the CCM can be well operated, full activation within ca 4 hrs**

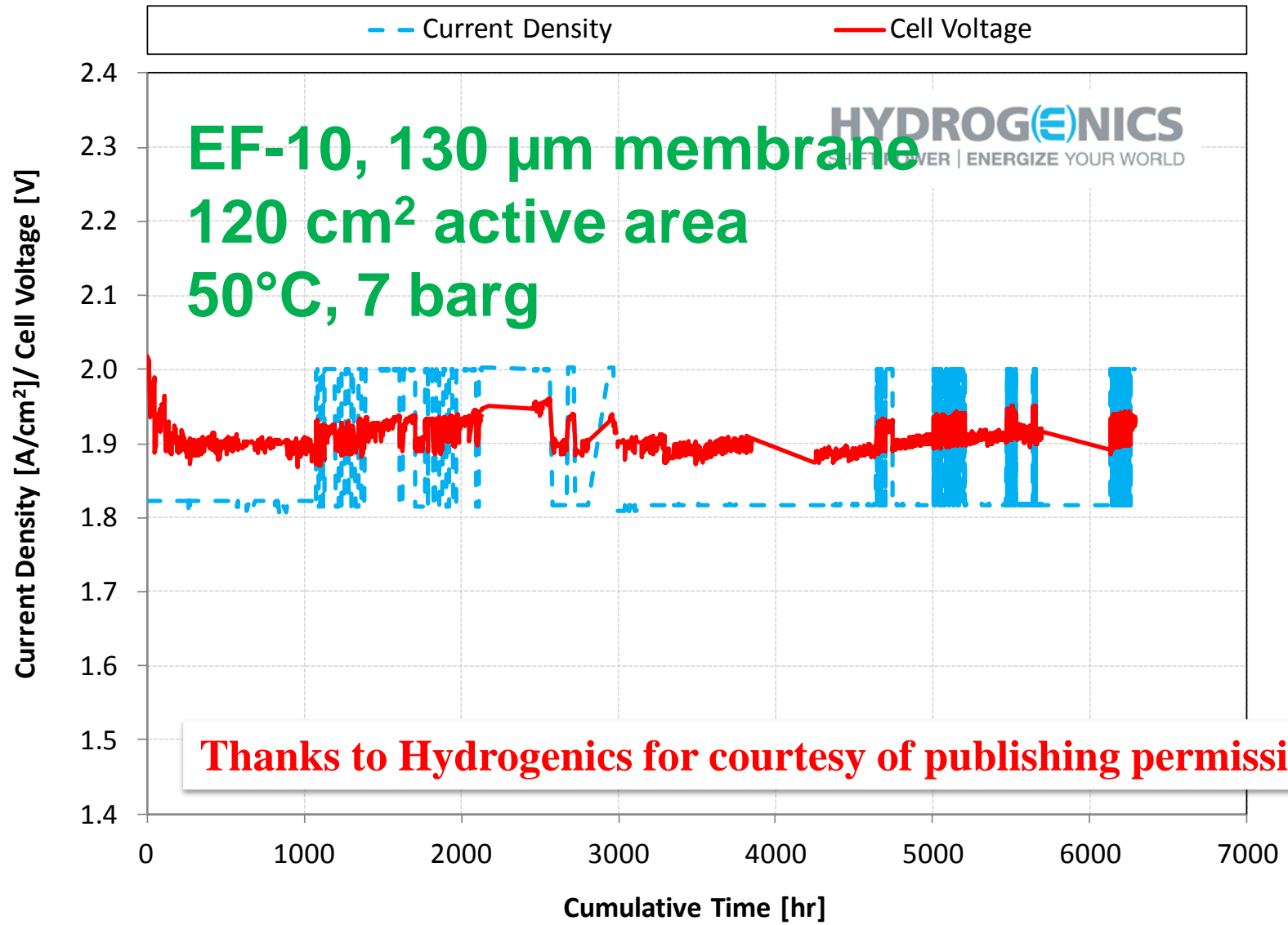
# A good example: F-10100PK

For You and Planet Blue.

Break for 10 days



**F- emission: randomly measured, always below detection limit**



**Thanks to Hydrogenics for courtesy of publishing permission!**



## Our experiences say that

- If the membrane is „thick enough“ and without defects,
- If the catalyst coating is well homogeneous and symmetrical,
- If the assembly has been done well,
- If the Ti plate is fine and
- If no water contamination happens,

Then it is difficult to find reason of some degradation and the least on the membrane

# Troublesome candidates

For You and Planet Blue.

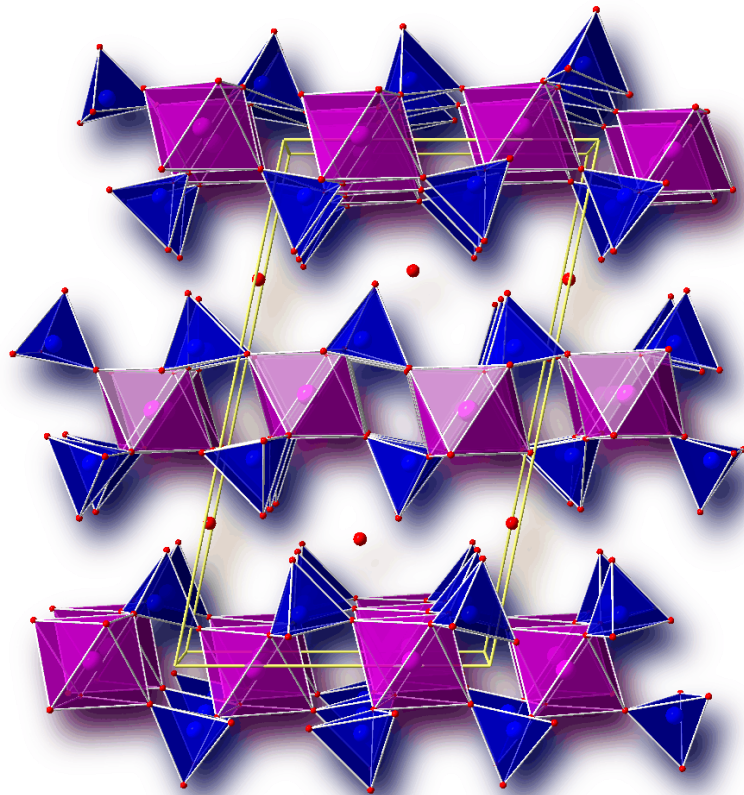


Membrane	Descrip.	Thickness (µm)	Resistance (mOhm.c m2)	Price	Gas purity	Critical point
FZP-990PK	Reinforced membrane with inorganic part ZrP	90-95	130 -> 350 (after 300 hrs)	OK	Perfect	ZrP not stable during load cycling at high potential
F-9240 PTFE	Thick reinforced membrane of low EW	230-245	220	Way too high	Depending on cell design	Swelling in Z-direction makes the cross-over cell-dependent
F-10130PK/rf	Double reforc.	130-135	790 -> 180 (after about 700 hrs)	Material-wise OK, production-wise too high	Good	Extrem slow break-in, not clear durability of the interface

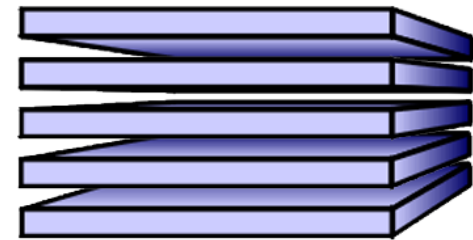
# Case 1: ZrP-membrane

For You and Planet Blue.

$\alpha$ -Zirconium phosphate  $\text{Zr}(\text{HPO}_4)_2 \cdot \text{H}_2\text{O}$

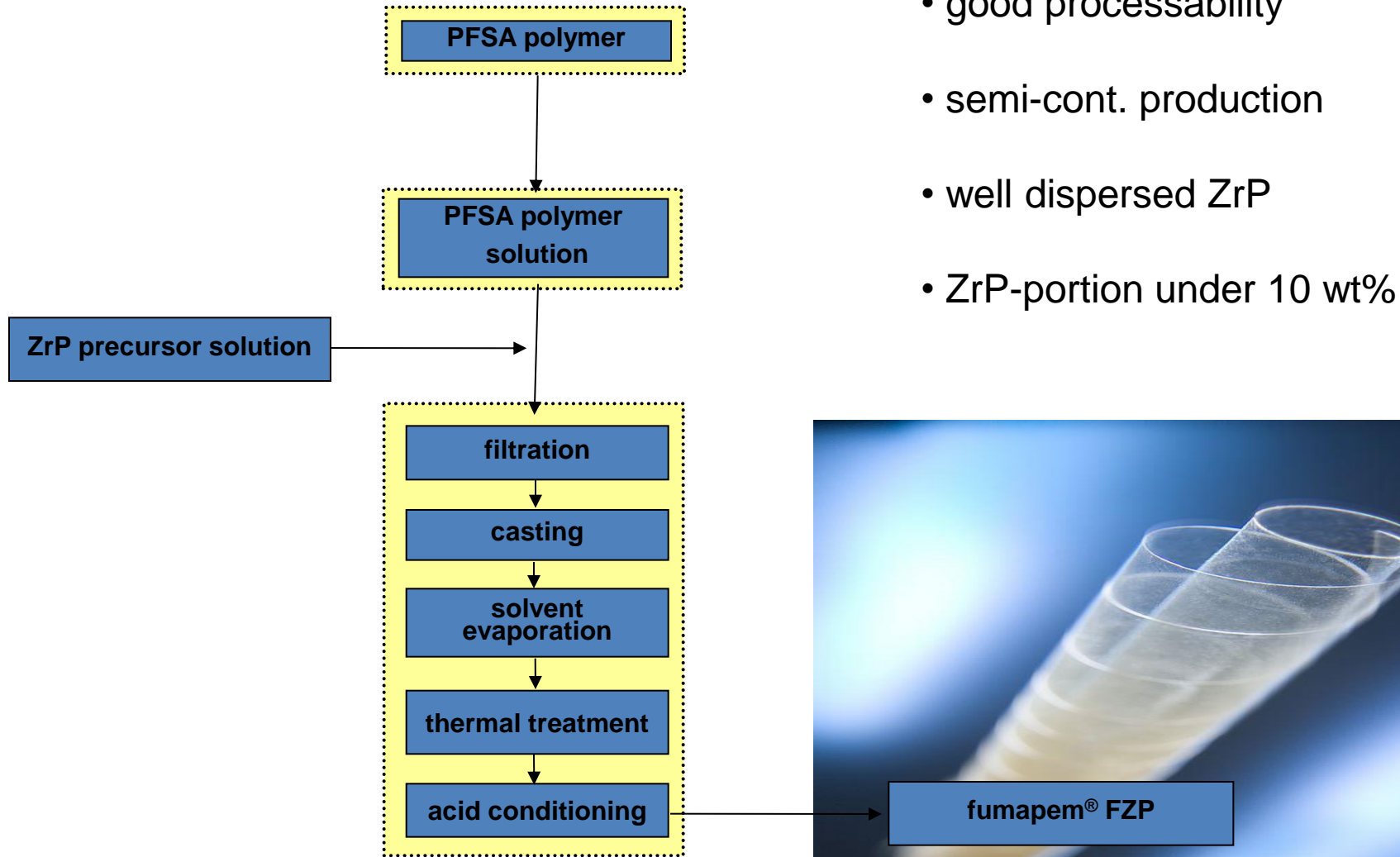


- insoluble in water
- acidic sites
- low conductivity
- layered structure




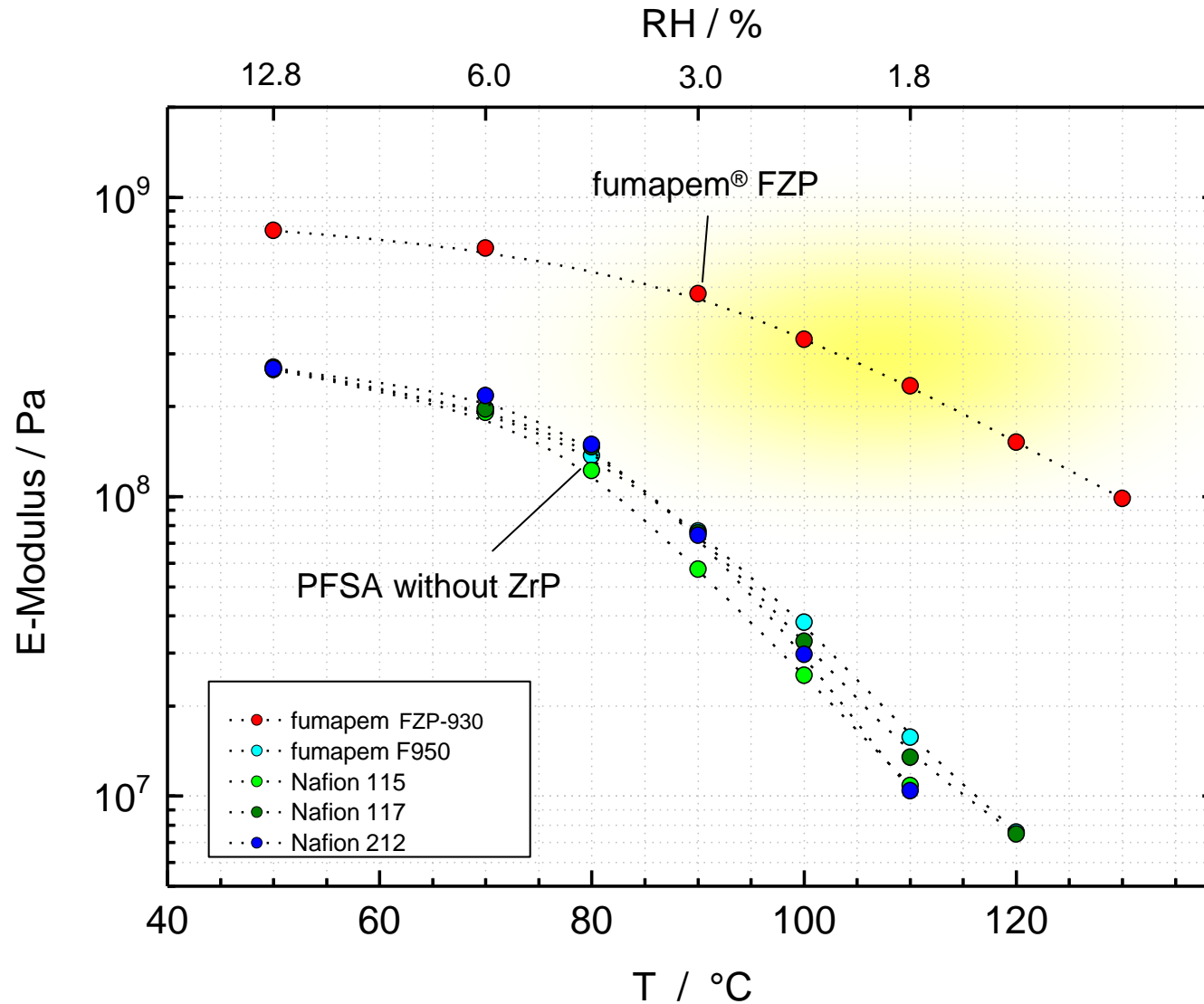
Prof. Alberti (University of Perugia)

# Production of fumapem<sup>®</sup> FZP



- good processability
- semi-cont. production
- well dispersed ZrP
- ZrP-portion under 10 wt%

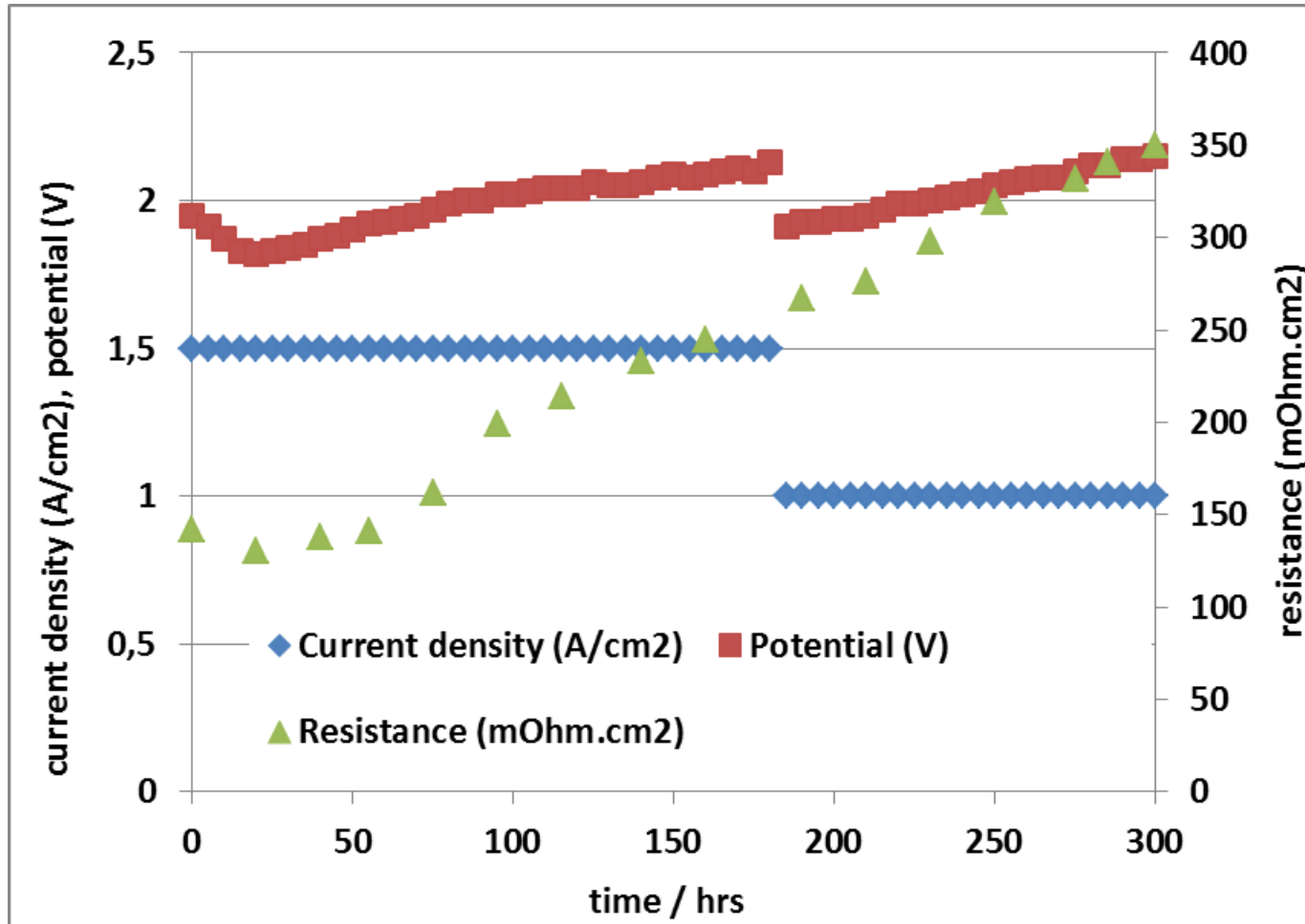




DMA measurement was carried out on a Tritec 2000 analyser (Triton) at a frequency = 1 Hz and a displacement = 0.02 mm.

# Aging profile FZP-990 PK

For You and Planet Blue.



**Why the resistance does grow and does it have something to do with ZrP phase?**

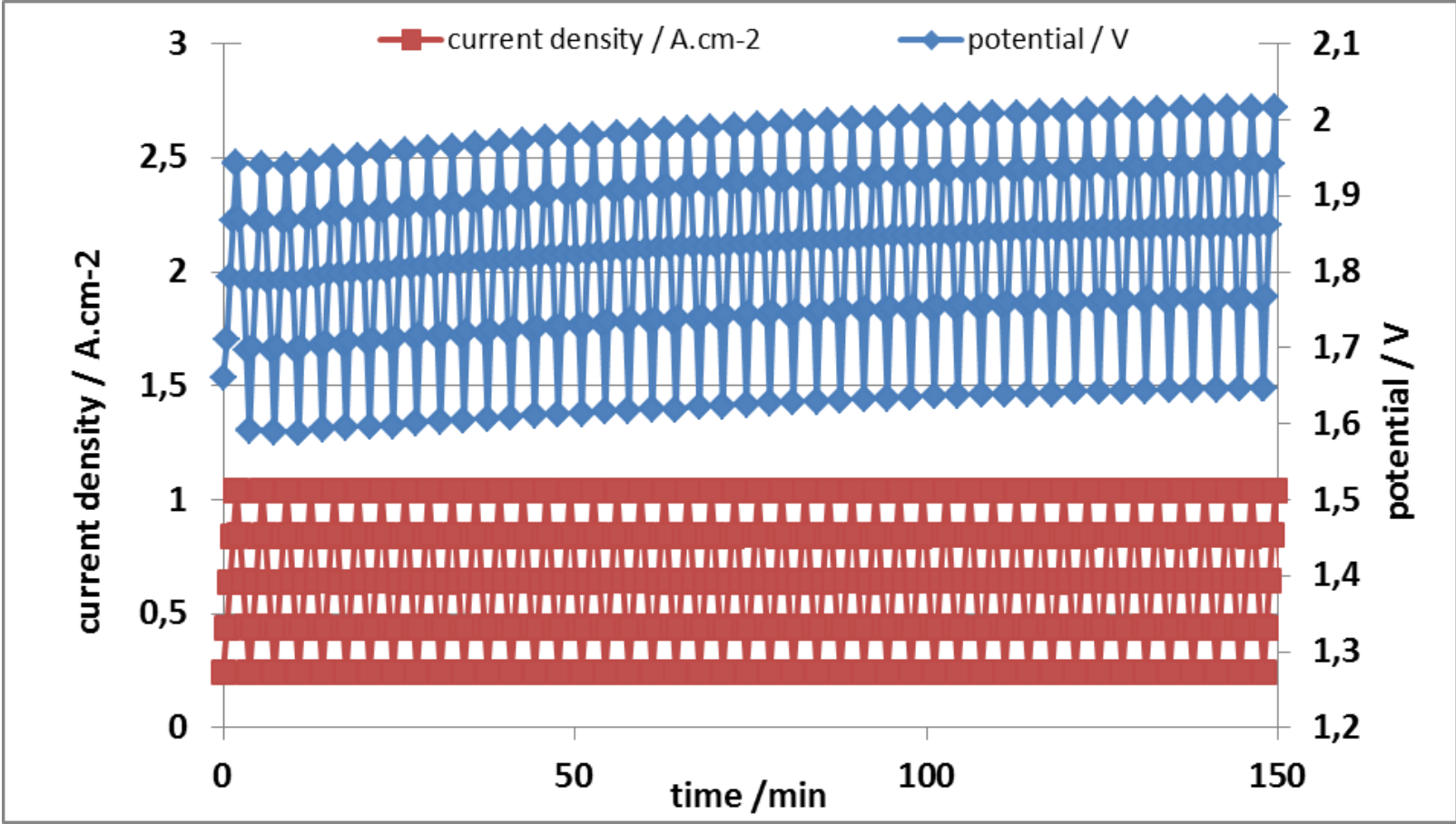


# Load cycling profile of FZP-990PK

For You and Planet Blue.




80 °C, atm. pressure



Constant shift of potential at all current densities: a similar picture has been received within 2,5 hrs as constand load over ca 25 hrs

# SEM-EDX analysis: Phase separation, migration and precipitation of ZrO<sub>2</sub>



Cross-section measured by 3-D microscope

## Facts:

**Thick reinforced membranes, LSC-PFSA, EW 900**

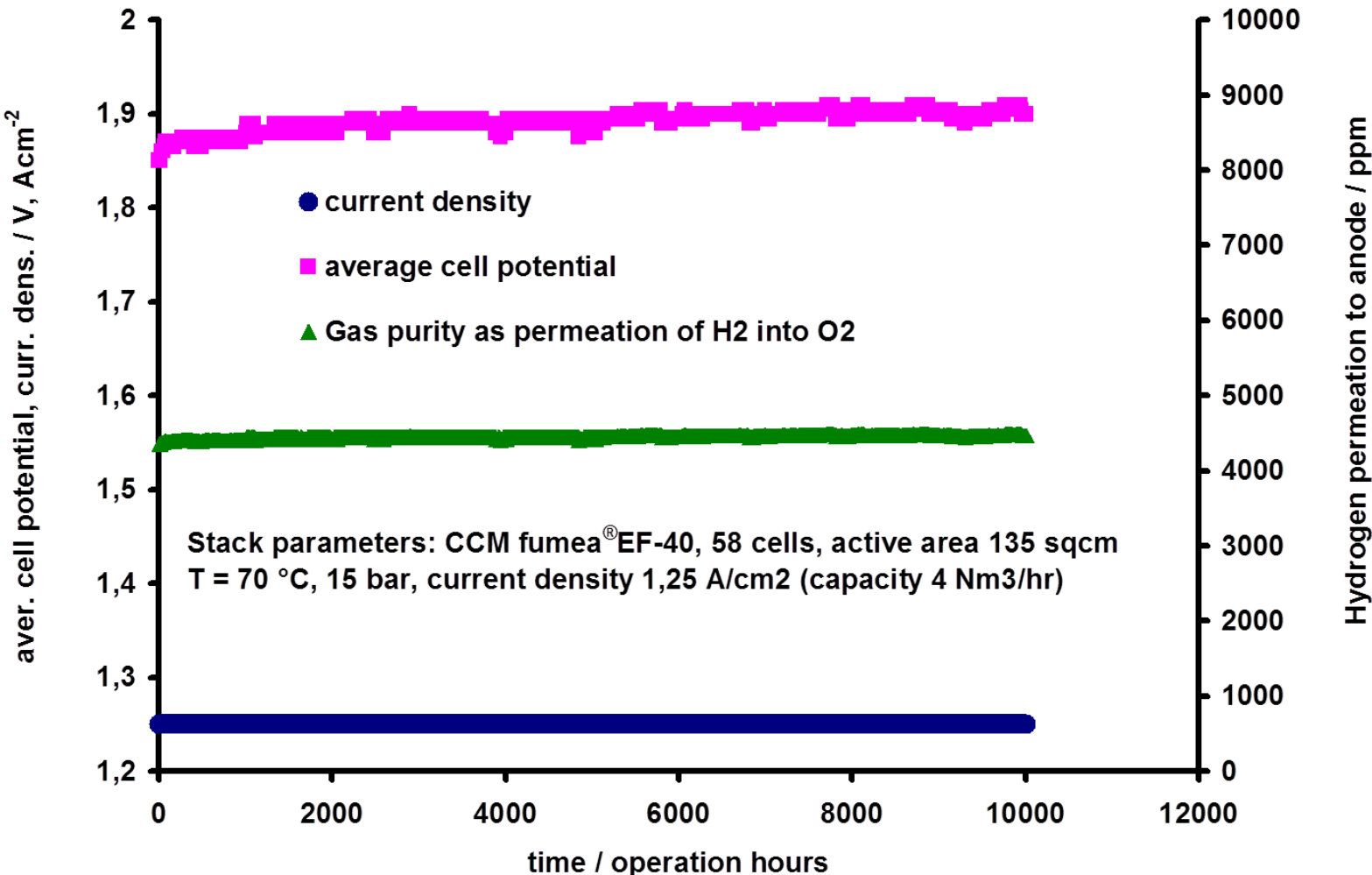
**Not successful membrane at two customers and in one EU-project (NEXPEL)**

**Very much welcomed membrane at three customers, long-term field durability data at one of them quite OK**

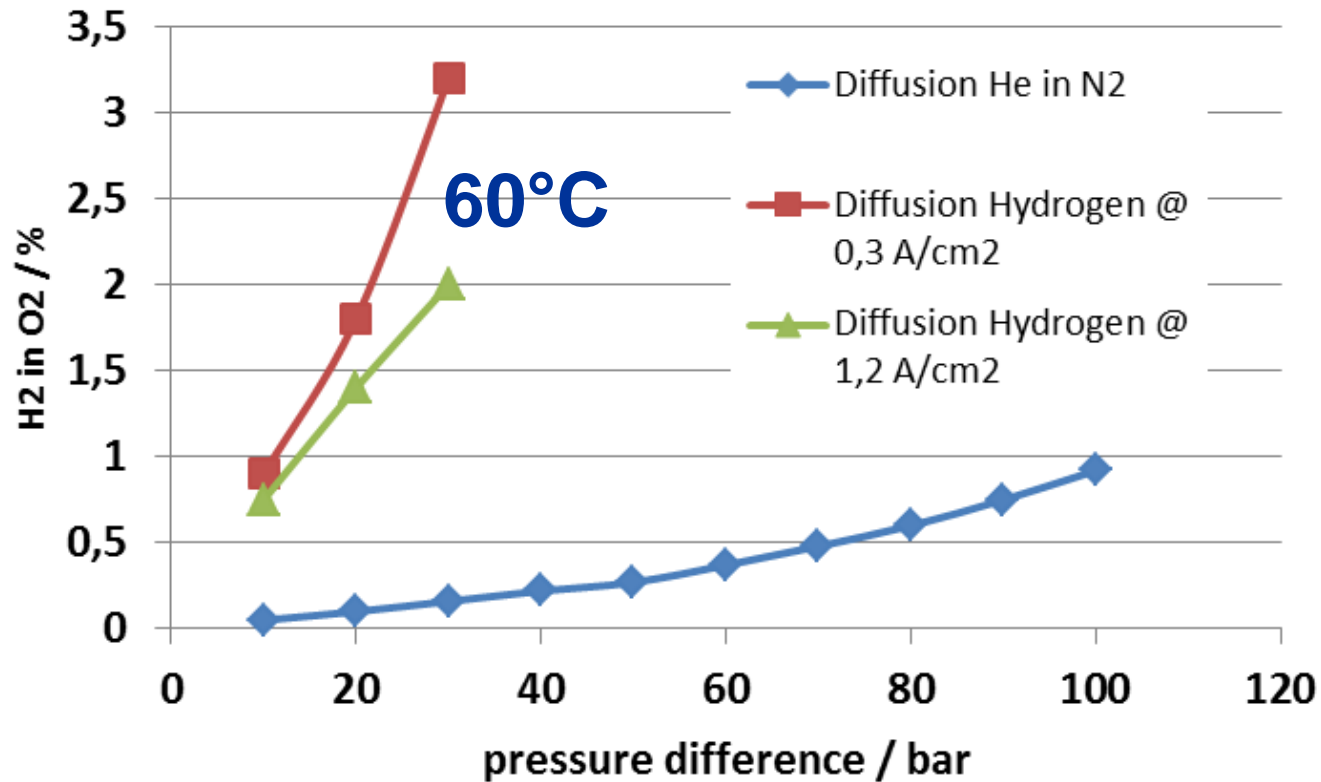
**One of the most difficult riddles for WE-team of Fumatech until the time of Ekolyser project (national German project)**

# Durability of fumea® EF-40 – stack data

For You and Planet Blue.



**Membrane F-9240-PTFE (fumea© EF-40), idle filtered  
Electrolyser 20 kW class (170 A @ 120 V)**

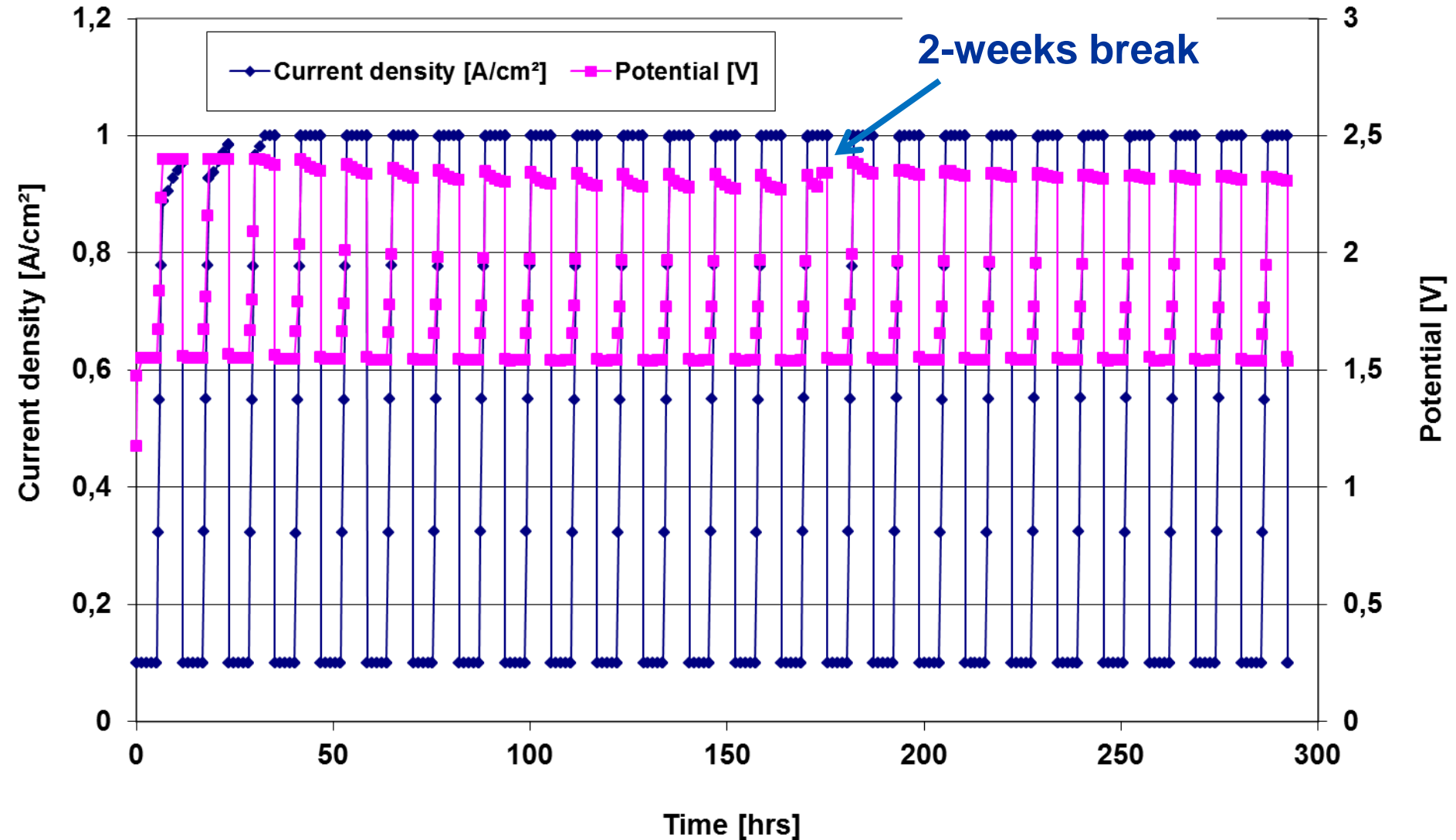


Hint received  
within Ekolyser  
project:  
*J. Phys. Chem.  
C*, 2015, 119  
(45), pp 25145–  
25155

**Geometric projection: The diffusivity depends on channel opening => higher swelling contributes to gas diffusion yet faster than high IEC increases of the ionic conductivity...?**

# Load cycling of F-9240PTFE

For You and Planet Blue.

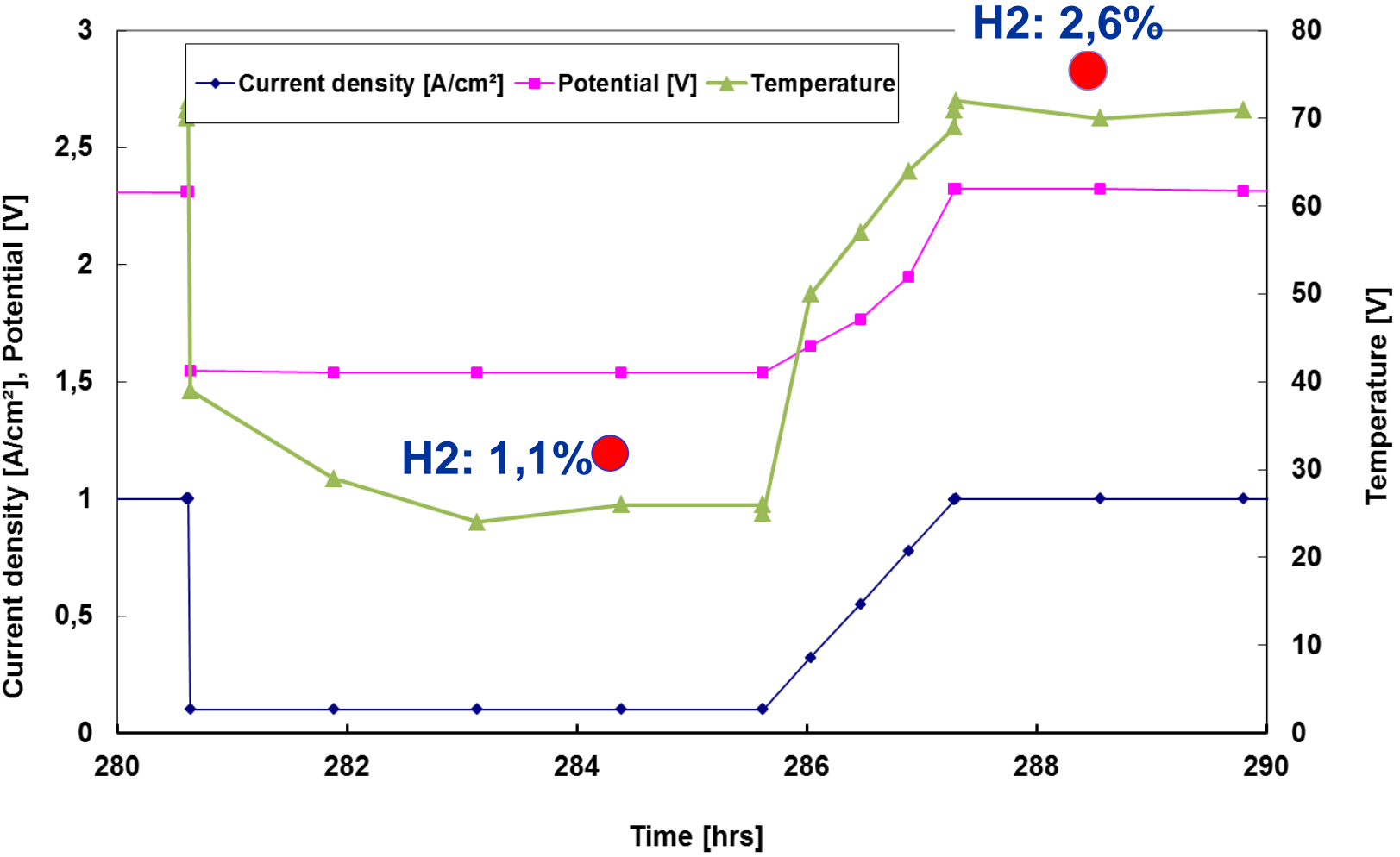


**F- emission: no traces detected, the conductivity stayed below 3  $\mu\text{S}/\text{cm}$**



# Cut-off section of FAC-240 load cycling

For You and Planet Blue.



**Confirmed: Effect of Temperature on H2 permeation in case of F-9240PTFE dominant. At low c.d the permeation should be theoretically higher, but it is not as the temperature is lower, too.**

**FZP membranes good for other applications (Hydrogen pump, DMFC e.g.) but not for PEMWE**

**F-9240rf membrane good for various applications (water treatment, e.g.) but tricky for PEMWE**

**F-10120PK/rf maybe good for other applications where price and break-in „does not matter“, but less practical for PEMWE**

**„Good“ membranes: not much is seen in membrane's structure over short to middle-term of investigation!**

**Too many ingredients does not make the product better – woven-web reinforced membrane is arguably the best choice**

**The key is both chemistry of membrane and production technology**

• **Polymer**



• **Dispersion**



• **Membrane**



[www.fumatech.de](http://www.fumatech.de)

**fumion®**

**fumion® FF**

**fumapem® F**

**fumapem® S**

**fumapem® FZP**

**fumapem® AM**

**fumasep® FAA**

**fumasep® FAP**

**fumasep® FBM**

**fumasep®**

**fumea®**

ionomer resin as granular polymer, in solution form or in dispersion

granular perfluorosulfonyl fluoride resin for extrusion

perfluorosulfonic acid membranes for PEMFC

hydrocarbon membranes for DMFC and PEMFC

hybrid membranes for medium temperature PEMFC

membranes for high temperature PEMFC

anion-exchange membrane for alkaline DEFC

anion-exchange membrane for redox flow batteries

bipolar membrane

ion-exchange membranes for humidifiers, electrodialysis and electrolysis

catalyst coated membranes for water electrolysis