

SINTEF Community

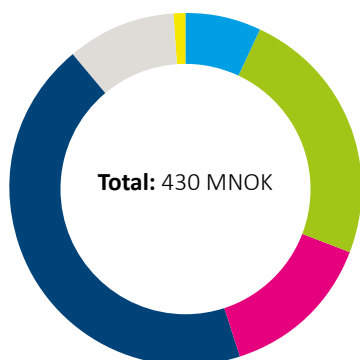


Photo: Shutterstock / M2020

SINTEF Community is a research institute for the sustainable development of buildings, infrastructure and mobility. We create value for our customers and society through research and development, research-based consultancy, certification and knowledge dissemination through, among others, the SINTEF Building Research Design Guides. We offer specialist expertise in areas such as architecture, building, water, transport, digital transport solutions and economics. We develop future solutions for the built society.

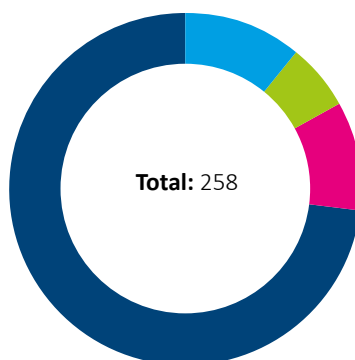
Funding sources

(% of net operational revenues)



RCN Grant funding	7%
RCN project funding	24%
Public sector funding	14%
Industrial and business sector	44%
International projects	10%
Other revenues	1%

Employees

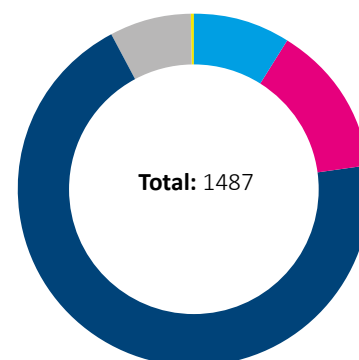


Administrative	28
Technical personell	15
Engineers	27
Research scientists	188 ¹

¹ 69 research scientists with a Ph.D.

Publications

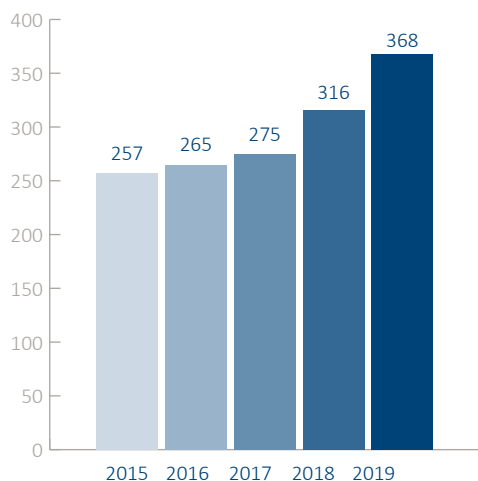
(incl. disseminations)



Scientific articles in periodicals, series or anthologies	133
Scientific monographs	1
Scientific presentations and posters	207
Reports	1031
Popular scientific articles and presentations	111
Technical manuals, text books, etc.	4

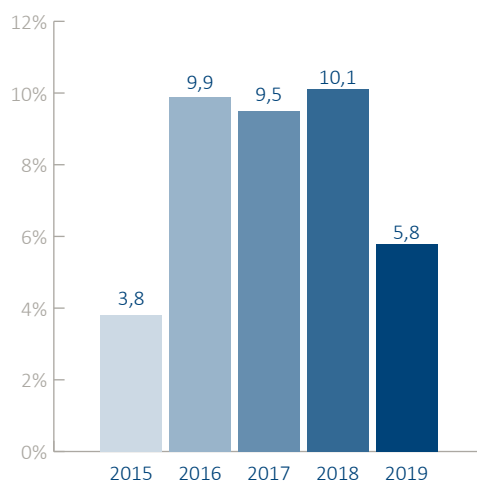
Net operating revenues

(MNOK)



Net operating margin

(%)



Investments

Scientific equipment and buildings
(% av Net operating revenues)

